
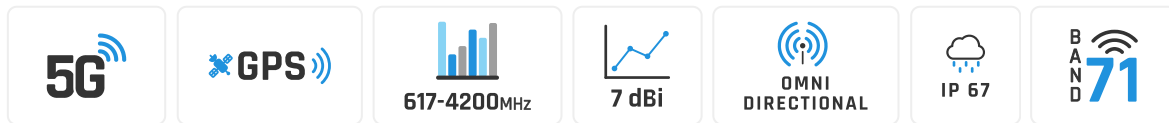


QuSpot for Teltonika TRB500

INTEGRATED MULTI-BAND LTE & 5G OMNI ANTENNA + PLACE TO INSTALL TELTONIKA TRB500 (ALL-IN-ONE)

QuSpot for TRB500 is an outdoor antenna designed to provide reliable wireless connectivity in a variety of environments. This product is an all in one solution that integrates a high gain omnidirectional 5G antennas with RUTX50 into a single IP67 enclosure. Such integration allows implementation of new outdoor TRB500 solutions. QuSpot for TRB500 is an ideal solution for outdoor wireless connectivity in moving applications such as transportation, yachting, boats and camping but also city centres with high signal density. The set contains a PoE splitter, allowing you to split data and power from a single Ethernet cable and maintain gigabit transfer speeds while protecting the LAN port from damage caused by overvoltage, short circuit or improper connection.



5G ANTENNA SPECIFICATION


FREQUENCY	617 - 960 MHz 1.7 - 2.7 GHz 3.3 - 4.3 GHz
SUPPORTED LTE BANDS	1, 2, 3, 4, 5, 7, 8, 9, 10, 12, 13, 14, 17, 18, 19, 20, 22, 25, 26, 27, 28, 29, 30, 33, 34, 35, 36, 37, 38, 39, 40, 41, 42, 43, 44, 48, 49, 52, 53, 65, 66, 67, 68, 69, 71, 85, 103, 106
SUPPORTED 5G BANDS	n1, n2, n3, n5, n7, n8, n12, n13, n14, n18, n20, n25, n26, n28, n29, n30, n34, n38, n39, n40, n41, n48, n53, n65, n66, n67, n71, n77, n78, n80, n81, n82, n83, n84, n85, n86, n89, n90, n95, n97, n98, n100, n101, n256
GAIN	617 - 960 MHz : 2 dBi 1.7 - 2.7 GHz : 4 dBi 3.3 - 4.3 GHz : 4.5 dBi
VSWR	<2.00, max <2.50
BEAMWIDTH	360°/25° ±5°
POLARIZATION	Vertical
IMPEDANCE	50 Ω

MECHANICAL SPECIFICATION

MATERIALS	ABS, aluminum, PTFE
CONNECTOR TYPE	RJ45
INGRESS PROTECTION	IP67
DIMENSIONS	160 x 160 x 240 mm 6.3 x 6.3 x 9.45 inch
WEIGHT	1.5 kg 3.31 lbs
OPERATING TEMPERATURE	From -40°C to 75°C From -40°F to 167°F

FREQUENCY BANDS

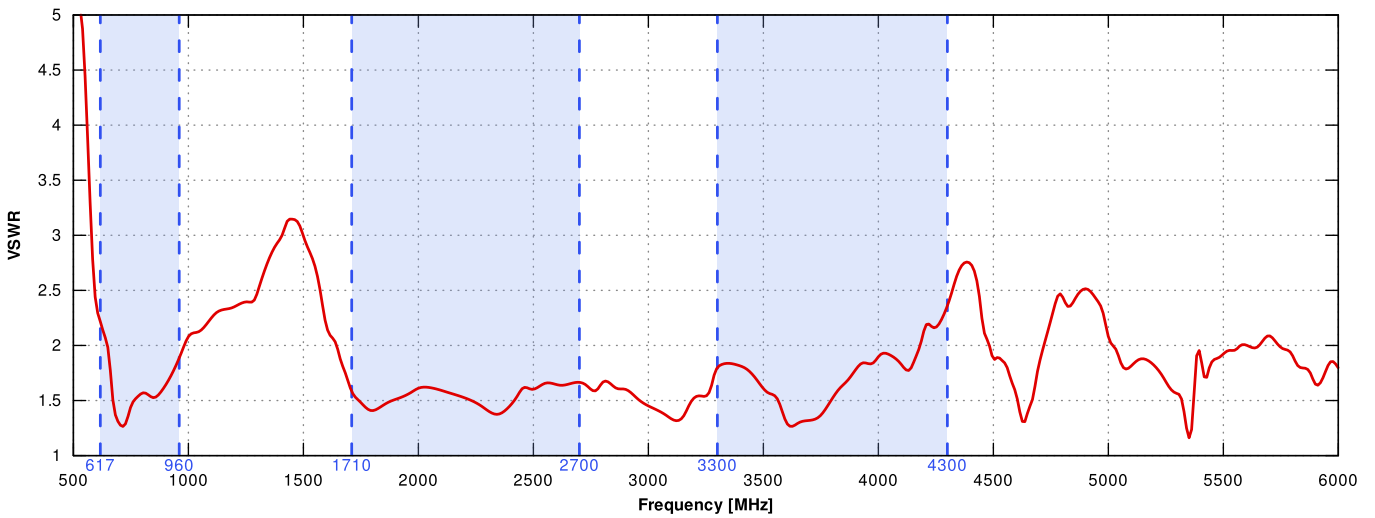
LTE / 4G	1	2	3	4	5	7	8	617 MHz	4300 MHz
	9	10	12	13	14	17	18		
	19	20	22	25	26	27	28		
	29	30	33	34	35	36	37		
	38	39	40	41	42	43	44		
	48	49	52	53	65	66	67		
	68	69	71	85	103	106			



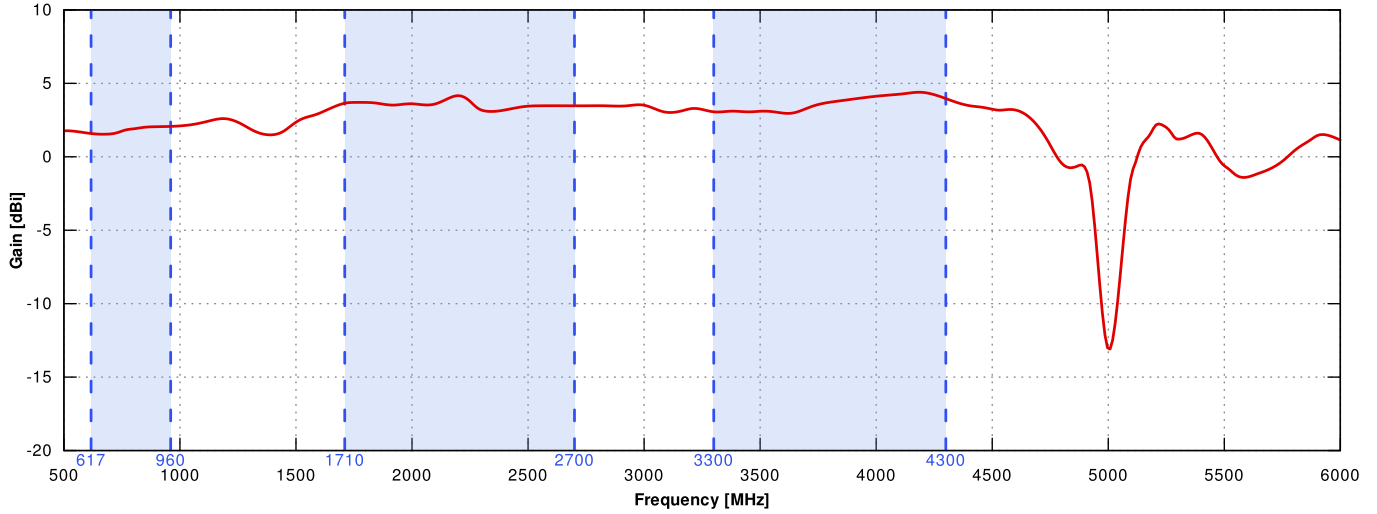
n1	n2	n3	n5	n7	n8	n12		
n13	n14	n18	n20	n25	n26	n28		
n29	n30	n34	n38	n39	n40	n41		
617 MHz	n48	n53	n65	n66	n67	n71	n77	4300 MHz
n78	n80	n81	n82	n83	n84	n85		
n86	n89	n90	n95	n97	n98	n100		
n101	n256							

📶 PLOTS

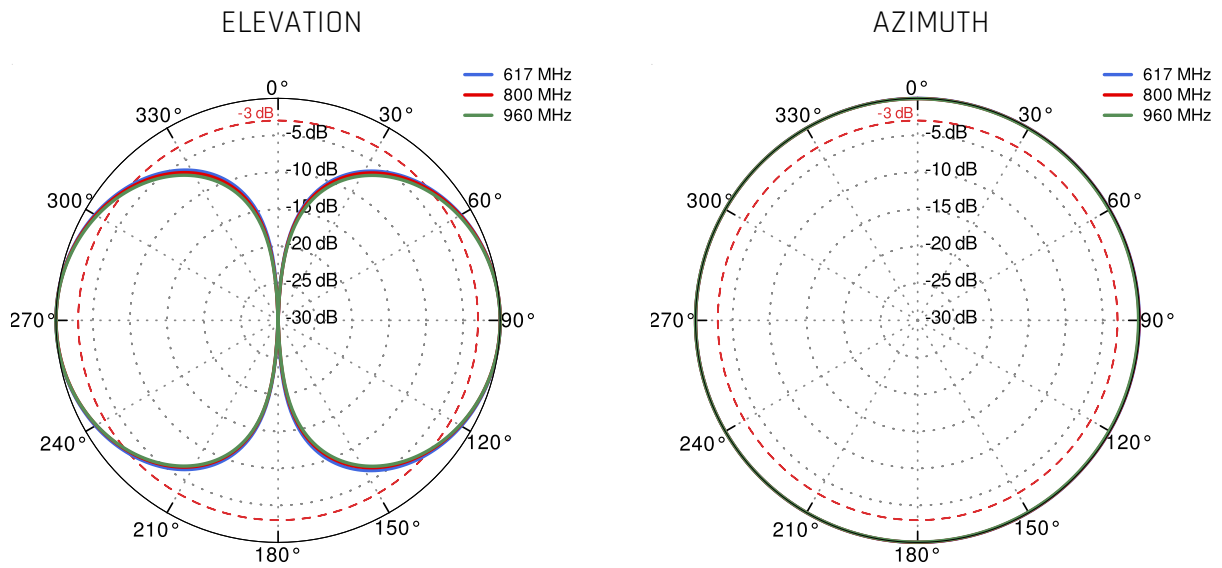
VSWR for 5G/LTE antenna



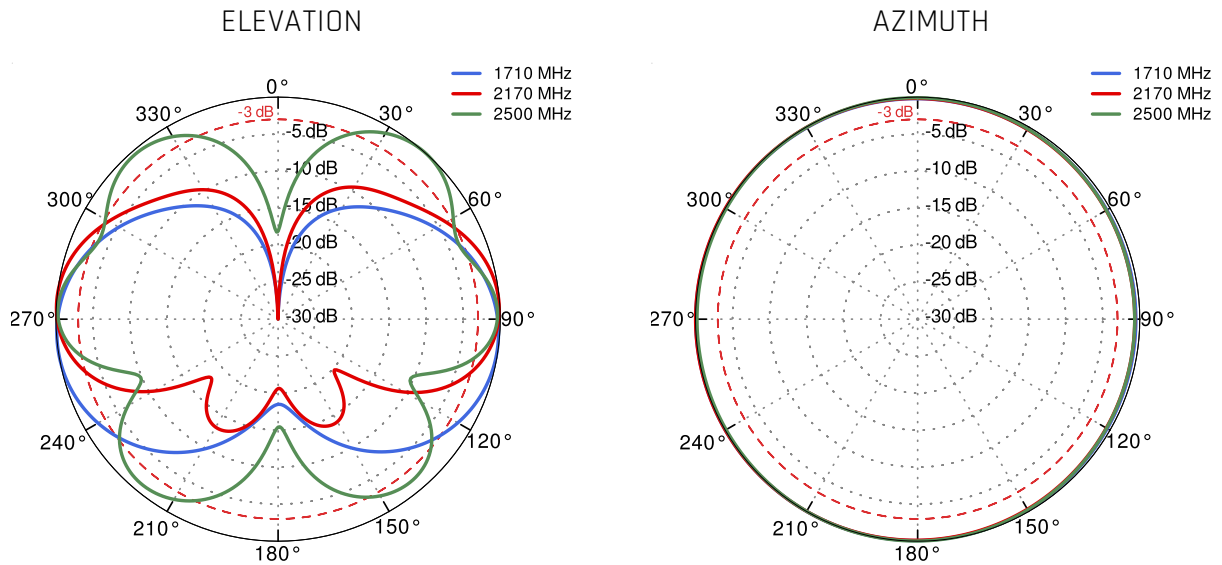
Gain for 5G/LTE antenna



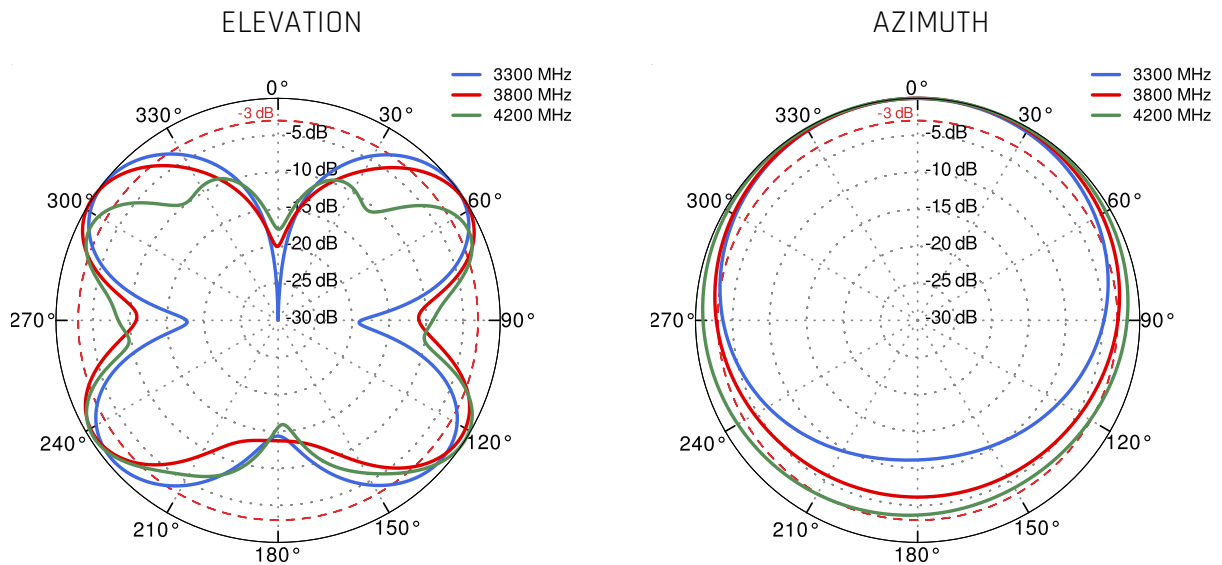
5G/LTE from 617MHz to 960MHz



5G/LTE from 1.71GHz to 2.5GHz



5G/LTE from 3.3GHz to 4.2GHz



DIMENSIONS

