


# BR1 Mini

Unbreakable Connectivity. Unbeatable Price.



## Constant Connectivity

With the BR1 Mini, there is always a way to connect. Use a combination of cellular, Ethernet, and Wi-Fi WAN to provide users with constant connectivity.



## Reliable Hotspot

When working from home, reliable connectivity is critical. The BR1 Mini provides this seamlessly: no matter what WAN connection the BR1 Mini uses, the user experience remains consistent.

## OOBM Support\*

Create a modern out-of-band network to manage all your equipment. Give yourself console and Ethernet connectivity to all of your devices. Display your devices console interface over the cloud via InControl so you can securely manage from anywhere without the usual headaches.

\*Available with optional accessory (ACW-411)





## Deploy Anywhere

The BR1 Mini Core is designed to function where other routers can't. It is certified for vibration resistance and rolling stock (E Mark, EN 61373, EN 50155, EN 61000). It accepts multiple power inputs and a wide voltage range. Finally, it has an optional mount for Class 1 Div 2 support, and can function in extreme heat and cold.

# Specifications



MAX BR1 Mini	
WAN Interface	1x 10/100M Ethernet Port 1x Embedded LTE Modem with Redundant SIM Slot
LAN Interface	1x 10/100M Ethernet Port
Wi-Fi Interface	802.11b/g/n Wi-Fi WAN or AP
Drop-in Mode	●
Number of PepVPN SpeedFusion Peers	2/5 *
Router Throughput	100 Mbps
Number of IPsec Tunnels	5
Recommended Users	60
LTE Modem	Downlink/Uplink Datarate: 150Mbps/50Mbps
LTE-A Modem	Downlink/Uplink Datarate: 300Mbps/50Mbps
Cellular and GPS Antenna Connector	2x SMA Antenna Connectors 1x SMA GPS Antenna Connector 1x Wi-Fi Connector
Power Input	DC Jack/Terminal Block: 12V – 28V DC Passive PoE Input (WAN Port, 12V – 28V DC)
Power Consumption	12W (max.)
Dimensions	4.1 x 4.3 x 1.2 inches 105 x 110 x 30 mm
Weight	0.54 pound, 244 grams
Operating Temperature	-40° – 149°F, -40° – 65°C
Humidity	15% – 95% (non-condensing)
Certifications	FCC, CE, RoHS, E-Mark, EN 61373: Shock and Vibration Resistance, EN 50155: Railway Applications - Electronic Equipment used on Rolling Stock, EN 61000: Electromagnetic Compatibility IC: 20682-P1930LITER5
Warranty	1-Year Limited Warranty
Package Content	MAX BR1 MINI, 12V2A Power Supply, 1x GPS Antenna 1x WiFi Antenna, 2x 2dBi 4G LTE Antennas



\*2 PepVPN Peers are enabled by default. Can be increased to 5 Peers using license PVN-LC-05.

## Ordering Information

	Product Code	Carrier/Region	Embedded Modem	Standard	4G Bands	3G Bands
LTE	MAX-BR1-MINI-LTE-US-T	United States	1	LTE Cat. 4	B2, B4, B5, B12, B13	HSPA+: B2, B5
	MAX-BR1-MINI-LTE-E-T	Europe/International	1	LTE Cat. 4	4G LTE: B1, B3, B5, B7, B8, B20, B38 (TDD), B40(TDD), B41 (TDD)	WCDMA/HSPA+/DC-HSPA+: B1, B5, B8
LTEA	MAX-BR1-MINI-LTEA-W-T	Americas/EMEA	1	LTE Cat. 6	4G LTE-A: B1, B2, B3, B4, B5, B7, B8, B12, B13, B20, B25, B26, B29, B30, B41	2500WCDMA/HSPA+/DC-HSPA+: B1, B2, B3, B4, B5, B8
	MAX-BR1-MINI-LTEA-P-T	Asia Pacific	1	LTE Cat. 6	B1, B3, B5, B7, B8, B18, B19, B21, B28, B38, B39, B40, B41	WCDMA/HSPA+/DC-HSPA+: B1, B5, B6, B8, B9, B19 TD-SCDMA: B39

## Add-On License / Accessories

Product Code	Description
MAX-BR1-MINI-LC-FS	Failover software license and related feature set for BR1-MINI, enables Ethernet and Wi-Fi WAN.
ACW-102	PoE injector for delivering passive PoE power to the BR1 Mini
ACW-411	Serial Console Port Adapter for BR1 Mini series
ACW-749	Class 1 Division 2 Mounting Kit for BR1 Mini